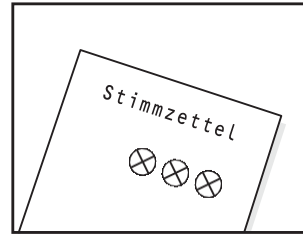


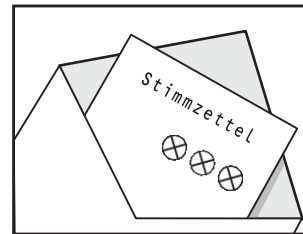
# Integration and Foreigner's Advisory Council Election 2019

Back of the leaflet on voting by post – Guide for postal voting

- 1.** Mark your ballot paper personally.  
You have up to **three** votes.



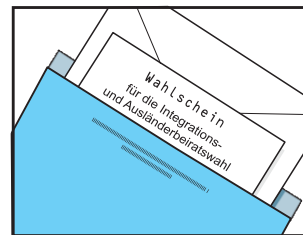
- 2.** Place the ballot paper in the **smaller white** ballot paper envelope and seal.  
**Attention: this only refers to the ballot paper! Not to the voting permit!**



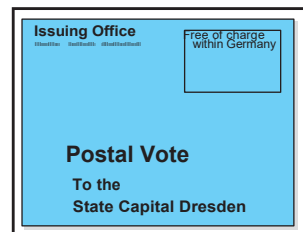
- 3.** Sign the **“affirmation in lieu of an oath”** personally on the back of the voting permit and specify the date.  
**Do not forget your personal signature!**



- 4.** **Separate** the voting permit from the **larger blue** postal vote envelope and place in the larger blue postal vote envelope together with the **smaller white** ballot paper envelope.



- 5.** Seal the **larger blue** ballot paper envelope, post it without a stamp (only affix a stamp if you send it from outside Germany), or hand over at the address specified on it.



Please note that you mark the ballot paper unobserved and place it in the smaller white ballot paper envelope!