

Street music, street art and street painting

Regulations in the State Capital Dresden

For what do I need a permit?

- For street music: musical performances through singing and/or musical instruments.
- For other audible street art: art performances with music through musical instruments and/or sound carriers or with noises.
- Silent street art and street painting do not require a permit.
- The Dresden regulation on the performing of street art (Satzung Straßenkunst) of 22 June 2017 governs these requirements.

Who needs a permit?

- Individual persons and groups up to five persons
- Groups of more than five persons must apply for permission for special use of public space. Internet: www.dresden.de/sondernutzung

Where can I perform?

In designated performance areas. The pictures on the following pages show where these are located.

How and where can I obtain a permit?

Online application

Create a personal account at www.dresden.de/strassenkunst and select the location where you want to perform as well as the time of day. You will receive your permit electronically. The website is optimized for smartphones, so you can easily submit applications on the move and at any time.

In person at the Street and Public Works Office

You can also obtain the permit at the Street and Public Works Office. Responsible is the Department of Road Management (St. Petersburger Straße 9, 01067 Dresden, Room K 226). Office hours: Monday and Friday from 9 a.m. to 12 p.m.; Tuesday and Thursday from 9 a.m. to 6 p.m.

Please note that you can only apply one day in advance.

Do I have to pay for the permit?

No.

What are the restrictions?

- There is no entitlement in terms of an area being available.
- **From 1 April to 31 October:** each area may only be used once a day by you or your group, not even if it is composed by different persons.
- **From 1 November to 31 March:** each area may only be used twice a day by you or your group.

When can I perform?

- You may perform every day between 9:30 a.m. and 10 p.m. from the half hour until the whole hour.
- In certain areas there are non-performance periods, during which it is not allowed to perform: these periods are every day from 1 p.m. to 3 p.m. in areas 4, 5, 6, 7 and 17 as well as 33, 34, 35, 36 and 37

What is not allowed?

- Transfer of the permit to other persons or groups
- Performances outside of the approved performance areas
- The use of green spaces
- The impairment of traffic or public safety and order
- Harassment of other persons, businesses and residents

Am I allowed to sell CDs, DVDs and such?

Yes. Please note:

- Sales are only allowed during the approved performance time.
- The live music resp. the performance must be the main focus, not the sale.

Overview of the performance areas



Performance areas

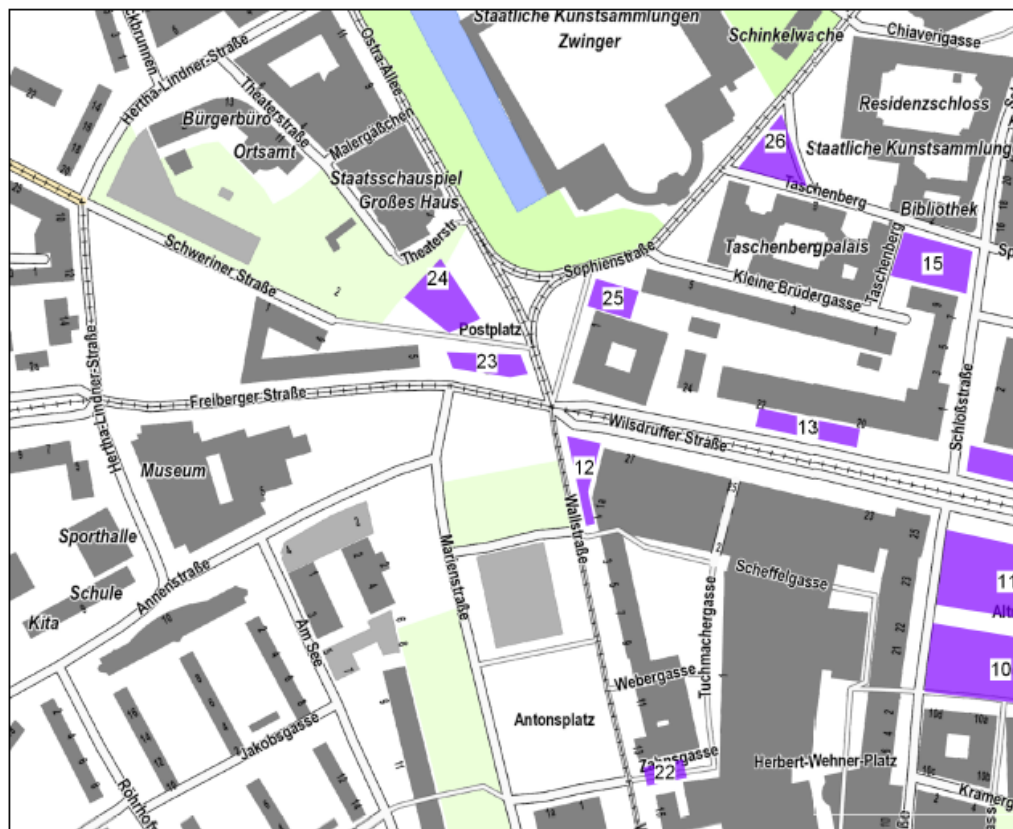
Altmarkt and Neumarkt



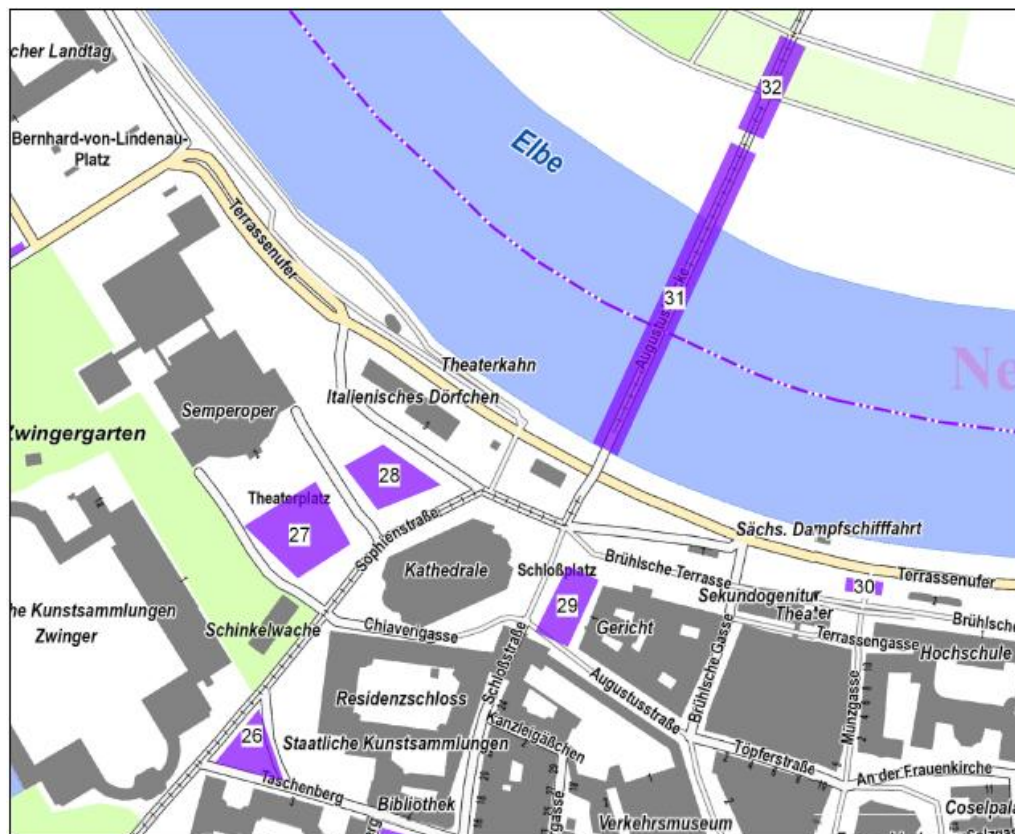
Hauptbahnhof (Main Railway Station) and Prager Straße



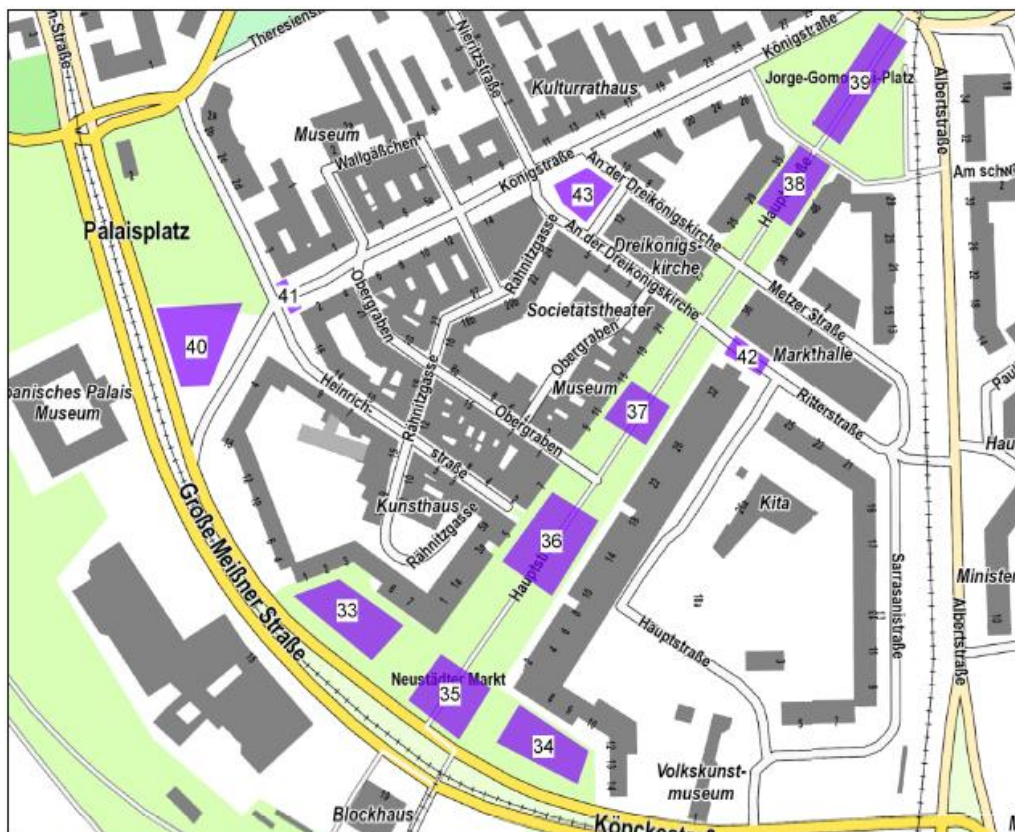
Postplatz and Zwinger



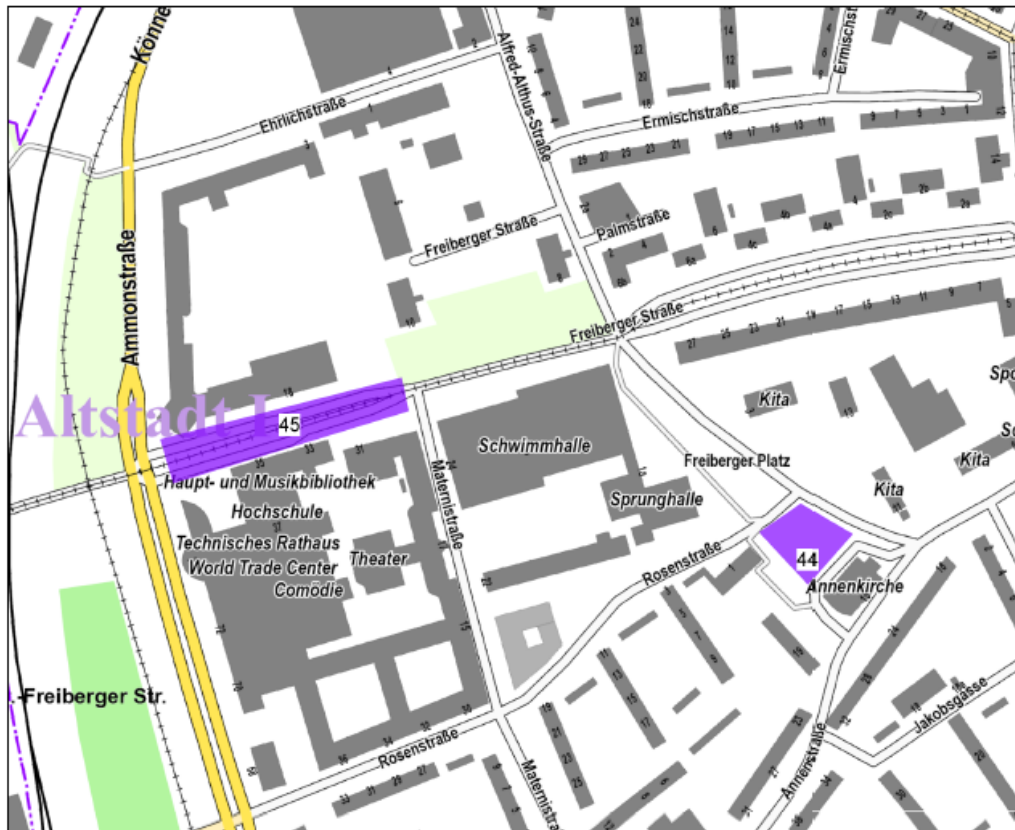
Theaterplatz, Schlossplatz and Augustus Bridge



Hauptstraße, Dreikönigskirche (Church of the Three Kings) and Palaisplatz



World Trade Center and Annenkirche (St Anne's Church)



Am Zwingerteich



List of performance areas

- 1 – Wiener Platz South to fountains
- 2 – Wiener Platz South-East to railway crosswalk
- 3 – Wiener Platz/North of the tracks/East of the Kugelhaus

- 4 – Prager Straße South between Prager Straße 1a and 3
- 5 – Prager Straße South from Prager Straße 3b to 5
- 6 – Prager Straße Center from Prager Straße 9 to 11
- 7 – Prager Straße North/Stairs (between Prager Straße 13 and 8)

- 8 – Dr.-Külz-Ring West
- 9 – Dr.-Külz-Ring Central and Pfarrgasse
- 10 – Altmarkt/Southside
- 11 – Altmarkt/Northside
- 12 – Wallstraße/Corner Wilsdruffer Straße
- 13 – Wilsdruffer Straße Central/North of the buildings Wilsdruffer Straße 20 to 22
- 14 – Wilsdruffer Straßen Central/in front of Kulturpalast
- 15 – Taschenberg between Taschenbergpalais and Schlossstraße
- 16 – Jüdenhof

- 17 – Neumarkt/Luther memorial

- 18 – Wilsdruffer Straße in front of Stadtmuseum
- 19 – Weiße Gasse from junction Kreuzstraße to end of Weise Gasse 3
- 20 – Gewandhausstraße
- 21 – Rathausplatz

- 22 – Zahnsgasse
- 25 – Sophienstraße South
- 23 – Postplatz Southside
- 24 – Postplatz Northside
- 25 – Sophienstraße South
- 26 – Taschenberg/Eastern Sophienstraße
- 27 – Theaterplatz South-eastside
- 28 – Theaterplatzes North-westside
- 29 – Schloßplatz Eastside
- 30 – Terrace in front of entrance Münzgasse
- 31 – Augustus Bridge Southside
- 32 – Augustus Bridge Southside

- 33 – Neustädter Markt Westside
- 34 – Neustädter Markt Eastside
- 35 – Neustädter Markt Central
- 36 – Hauptstraße Central between Hauptstraße 3a and 7
- 37 – Hauptstraße Central between Hauptstraße 11 and 15

- 38 – Hauptstraße North between Hauptstraße 29 and 35
- 39 – Jorge-Gomandai-Platz
- 40 – Palaisplatz
- 41 – Heinrichstraße/Corner Königstraße (pavement)
- 42 – Ritterstraße
- 43 – Square at the Dreikönigskirche (Church of the Three Kings)
- 44 – Freiburger Platz
- 45 – Freiburger Straße between Amonnstraße and Maternistraße (pavement)
- 46 – Am Zwingerteich (pavement)

Marked yellow:

Non-performance period **daily** from 1 p.m. to 3 p.m.
(Performance areas 4,5,6,7,17,33,34,35,36,37)

Impressum

Publisher
City of Dresden

Street and Public Works Office
Phone (03 51) 4 88 43 00
Fax (03 51) 4 8843 75
E-Mail stadtverwaltung@dresden.de-mail.de

Office for Press and Public Relations
Phone (03 51) 4 88 23 90
Fax (03 51) 4 88 22 38
E-Mail presse@dresden.de

PF 12 00 20
01001 Dresden
www.dresden.de
facebook.com/stadt.dresden

Public administration's customer service 115 – We love questions

February 2018

Electronic documents with a qualified electronic signature can be submitted using a form. In addition, there is the option of encrypting e-mails to the State Capital of Dresden with an S/MIME certificate or sending secure e-mails with DE-Mail. Further information is available at www.dresden.de/kontakt. This information material is part of the public relations work of the State Capital of Dresden. It may not be used for election advertising. However, parties may use it to inform their members.